

Ceramic range KE 800

Technical data

10000040467-TDA-000-01



Each cooking zone has a power of 4 kW (3,5 kW when 3x230V) and measures 27x27 cm.



Technical data

Electric

In the users manual there is important information regarding supply and connections.

3~230V+PE, 50/60Hz

Type	Zones	Power [kW]	Current consumption [A]
KE 802	2 X 270X270mm	7	16/27/16
KE 804	4 X 270X270mm	14	41/41/27
KE 806	6 X 270X270mm	21	53/53/53

3~400V+PE, 50/60Hz

Type	Zones	Power [kW]	Current consumption [A]
KE 802	2 X 270X270mm	8	10/17/10
KE 804	4 X 270X270mm	16	26/26/17
KE 806	6 X 270X270mm	24	36/36/36

3~440V+PE, 50/60Hz

Type	Zones	Power [kW]	Current consumption [A]
KE 802	2 X 270X270mm	8	9/16/9
KE 804	4 X 270X270mm	16	24/24/16
KE 806	6 X 270X270mm	24	32/32/32

Ventilation

3~230V+PE, 50/60Hz

Type	Sensible [W]	Latent [W]	Steam [kg/h]
KE 802	1400	560	0,8
KE 804	2800	1120	1,7
KE 806	4200	1680	2,5



3~400V+PE / 3~440V+PE, 50/60Hz

Type	Sensible [W]	Latent [W]	Steam [kg/h]
KE 802	1600	640	0,9
KE 804	3200	1280	1,9
KE 806	4800	1920	2,8

The data is based on the German standard VDI 2052 for dimensioning of ventilation facilities.

The values are based on experience with an average product and a normal usage, and the actual demand varies by the efficiency of the appliance, the control and the way of use.

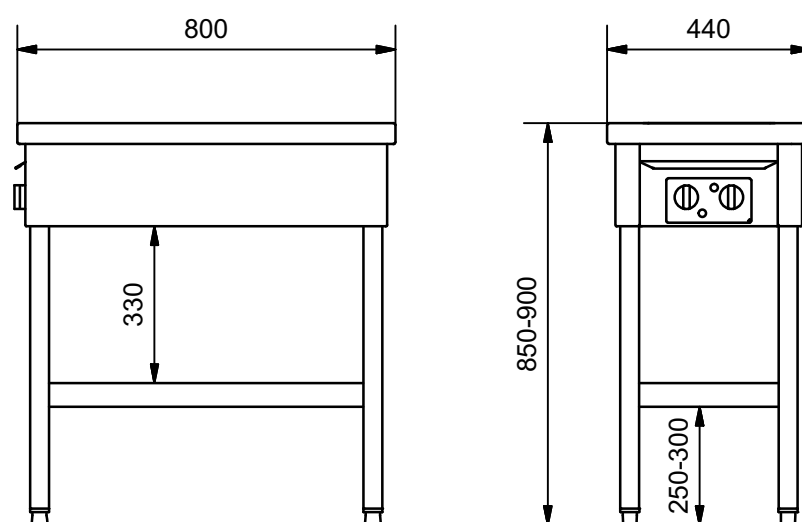
The simultaneity factor, which can be found in VDI 2052 is not taken into account.

Ingress protection class

IPX5

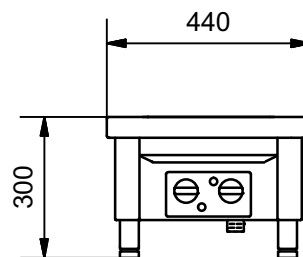
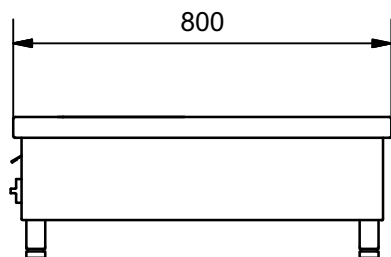
Dimensions of the product

KE 802



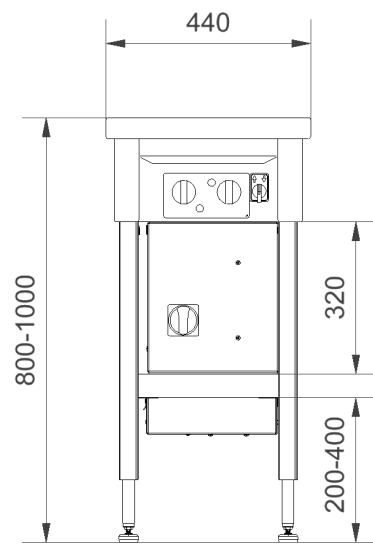
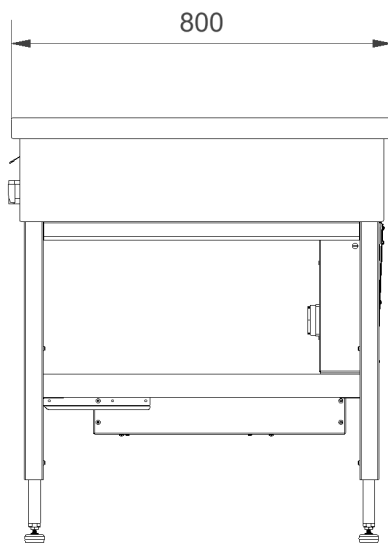
See under the paragraph 'Dimensions for installation' about requirements for space around the appliance.

KE 802, 300mm



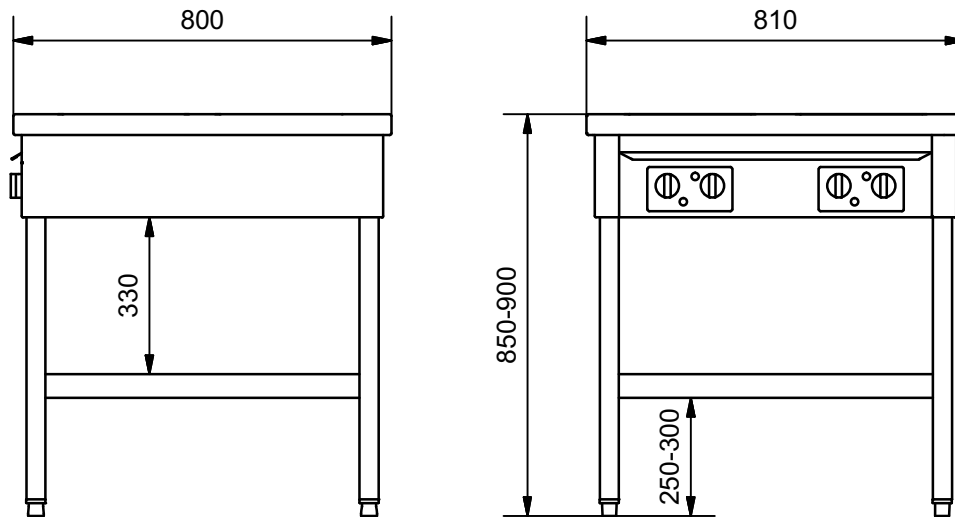
See under the paragraph 'Dimensions for installation' about requirements for space around the appliance.

KE 802 Vari with undershelf



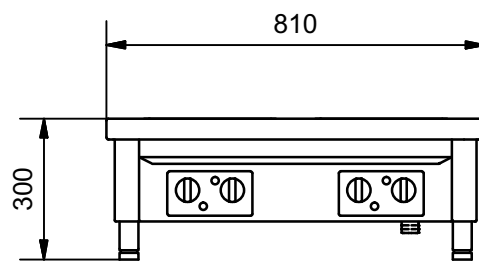
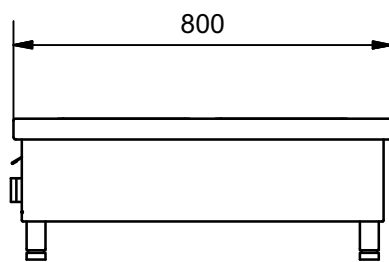
See under the paragraph 'Dimensions for installation' about requirements for space around the appliance.

KE 804



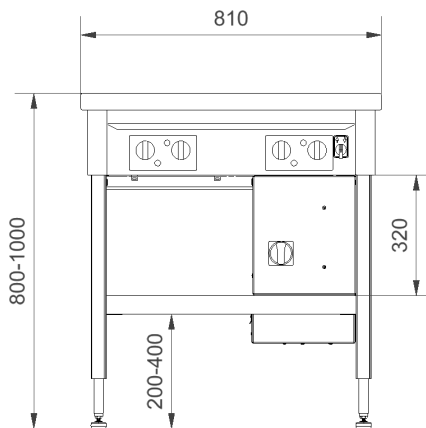
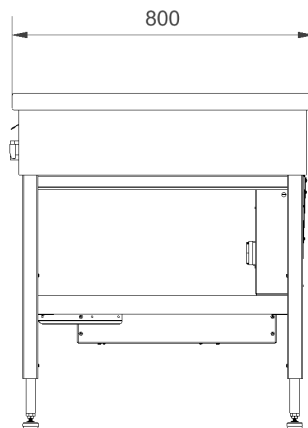
See under the paragraph 'Dimensions for installation' about requirements for space around the appliance.

KE 804, 300mm



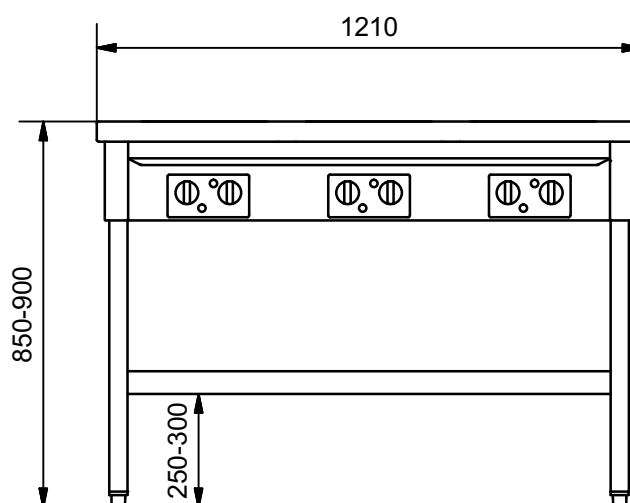
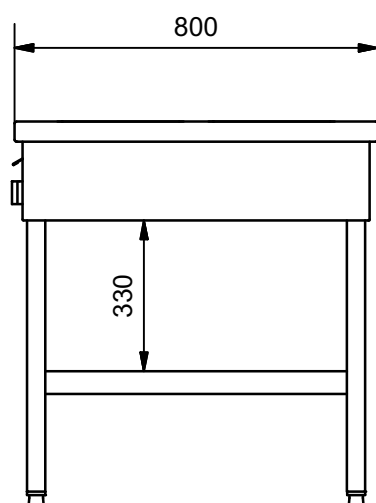
See under the paragraph 'Dimensions for installation' about requirements for space around the appliance.

KE 804 Vari with undershelf



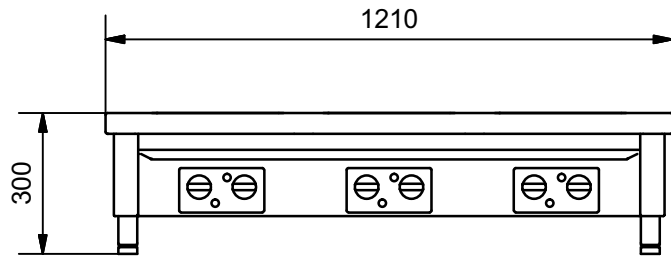
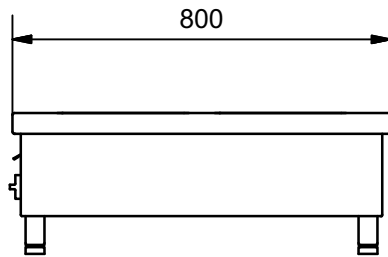
See under the paragraph 'Dimensions for installation' about requirements for space around the appliance.

KE 806



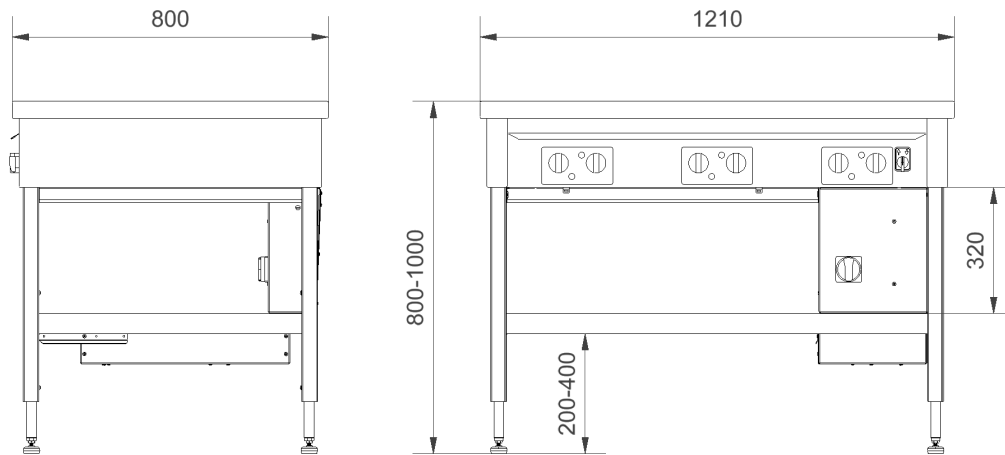
See under the paragraph 'Dimensions for installation' about requirements for space around the appliance.

KE 806, 300mm



See under the paragraph 'Dimensions for installation' about requirements for space around the appliance.

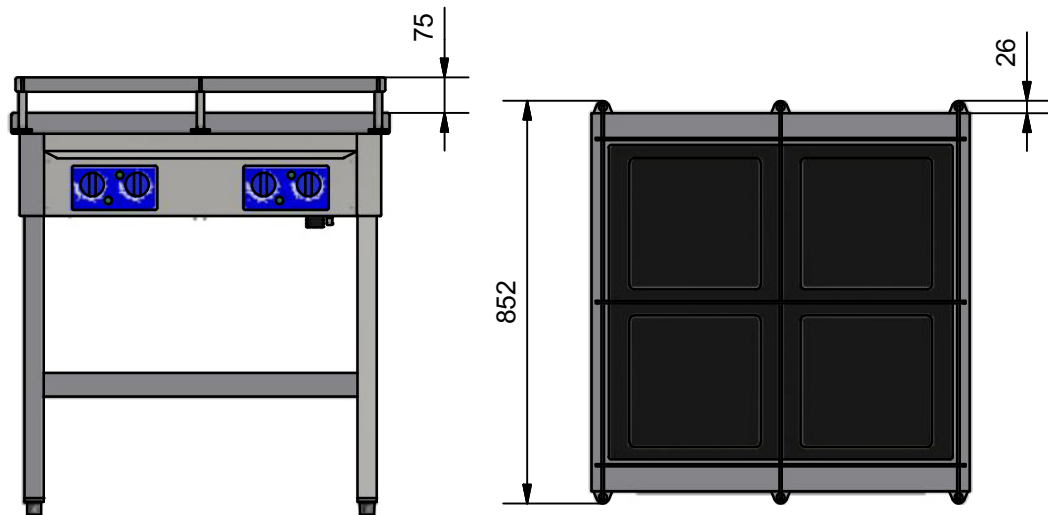
KE 806 Vari with undershelf



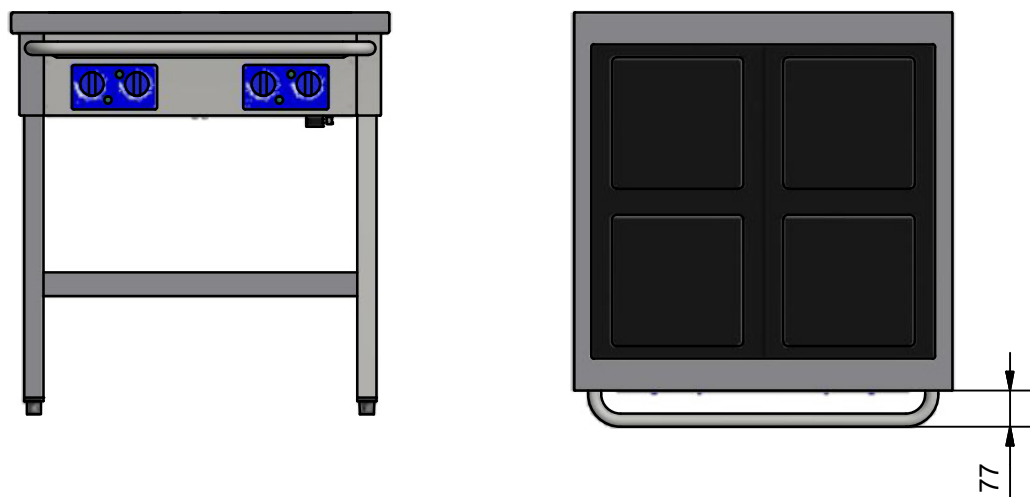
See under the paragraph 'Dimensions for installation' about requirements for space around the appliance.

Additional equipment

Fiddles

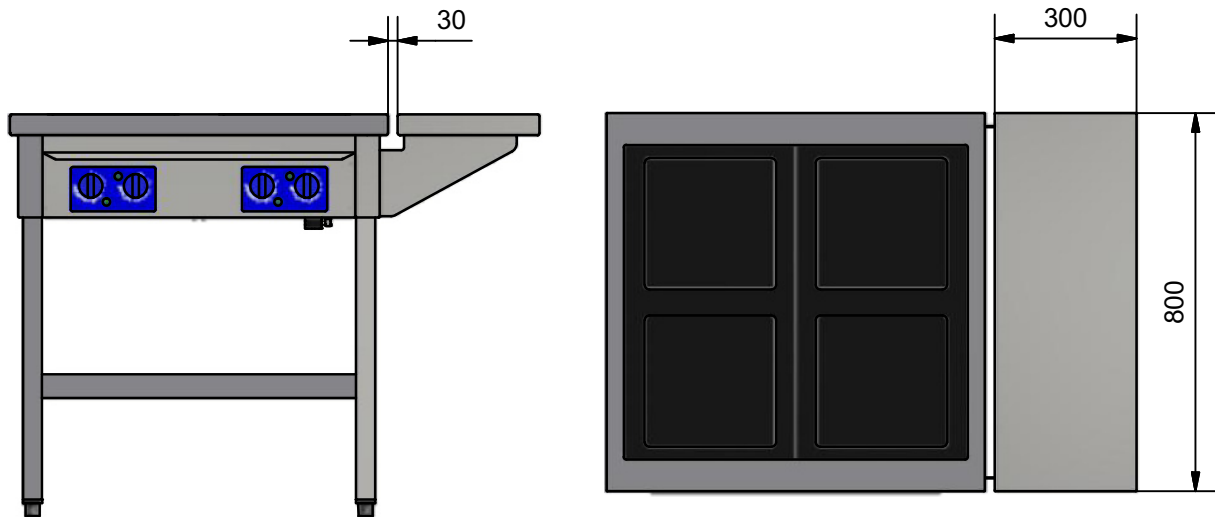


Hand rail



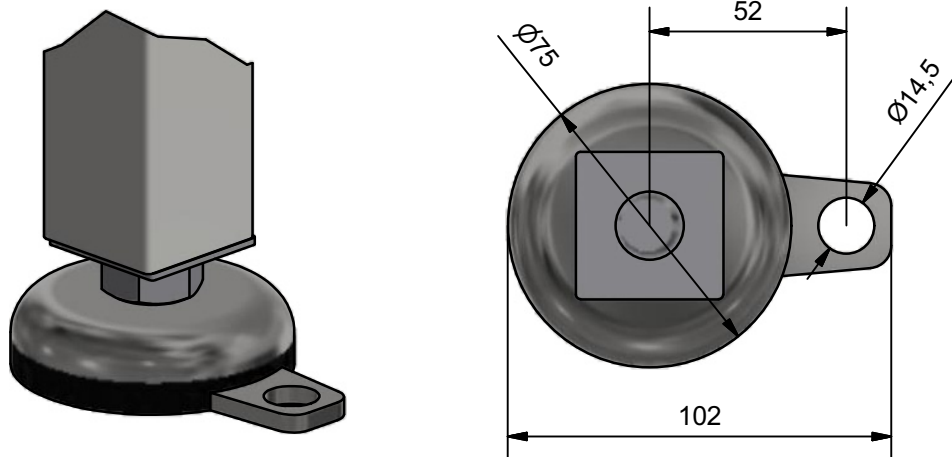
The accessory requires floor mounting and cannot be combined with electric height adjustment.

Side shelf



Ranges with two zones and side shelf must be fixed to the floor and cannot be equipped with electric height adjustment.

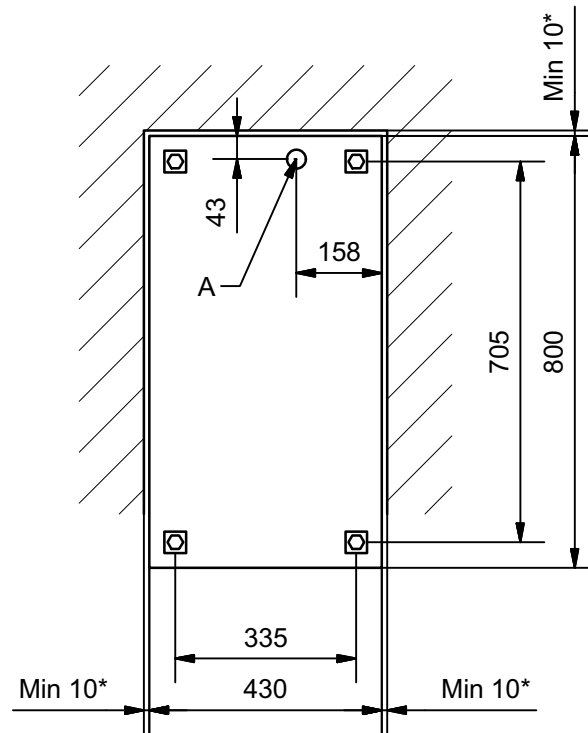
Fixing to the floor



Cannot be combined with electric height adjustment.

Dimensions for installation

KE 802 / KE 802 Vari with undershelf



A: Minimum 800mm electrical cable over the floor.

* *Minimum 100mm when placed next to inflammable materials.*

For usage and service purposes a 800 mm minimum clearance is required at the front of the range.



For usage and service purposes a 800 mm minimum clearance is required at the front of the range.